





DPW Leaking
Roof
2020



Our Public Works Department



A close-up photograph of a metal railing and a wooden bench seat. The railing is made of silver-colored metal pipes. The wooden seat is made of several planks, showing significant wear, discoloration, and some dark staining. The background is a light-colored, textured wall.



TOWN OF EAST HAVEN, CONNECTICUT
GENERAL FUND
SCHEDULE OF REVENUES AND OTHER FINANCING SOURCES
BUDGET AND ACTUAL
FOR THE YEAR ENDED JUNE 30, 2018

	ORIGINAL BUDGET	ADDITIONAL APPROPRIATIONS AND TRANSFERS	FINAL BUDGET	ACTUAL	VARIANCE WITH FINAL BUDGET
PROPERTY TAXES:					
Real estate.....	\$ 53,394,481	\$ -	\$ 53,394,481	\$ 53,376,129	\$ (18,352)
Motor vehicle and personal property.....	7,143,665	-	7,143,665	6,923,819	(219,846)
Supplemental motor vehicle.....	703,407	-	703,407	747,615	44,208
Delinquent taxes.....	665,000	-	665,000	886,903	221,903
Suspense collections.....	115,000	-	115,000	111,038	(3,962)
Interest, penalties and liens.....	640,000	-	640,000	589,700	(50,300)
PILOT water authority.....	767,318	-	767,318	767,318	-
PILOT GNHWPCA.....	63,000	-	63,000	63,000	-
Telecommunication property tax.....	48,400	-	48,400	43,654	(4,746)
	63,540,271	-	63,540,271	63,509,176	(31,095)
TOTAL PROPERTY TAXES.....					
INTERGOVERNMENTAL:					
State aid school construction.....	657,605	-	657,605	1,058,506	400,901
Health and welfare nonpublic school.....	27,876	-	27,876	-	(27,876)
Pupil transportation.....	184,422	-	184,422	-	(184,422)
Education block grant.....	19,595,415	-	19,595,415	18,647,492	(947,923)
PILOT state property.....	240,704	-	240,704	240,702	(2)
Municipal revenue sharing.....	854,319	-	854,319	-	(854,319)
PILOT Pequot funds.....	158,456	-	158,456	158,456	-
Elderly circuit breaker.....	357,240	-	357,240	-	(357,240)
Tax relief elderly.....	4,000	-	4,000	4,000	-
Veterans' exemption.....	74,962	-	74,962	72,466	(2,496)
Disability reimbursement.....	5,400	-	5,400	5,086	(314)
Off Track Betting (OTB).....	72,760	-	72,760	63,503	(9,257)
State of CT department of children.....	18,959	-	18,959	19,790	831
Hazard mitigation.....	-	-	-	33,459	33,459
Miscellaneous grants.....	-	-	-	50,124	50,124
Municipal stabilization grant.....	-	-	-	187,419	187,419
	22,252,118	-	22,252,118	20,541,003	(1,711,115)
TOTAL INTERGOVERNMENTAL.....					

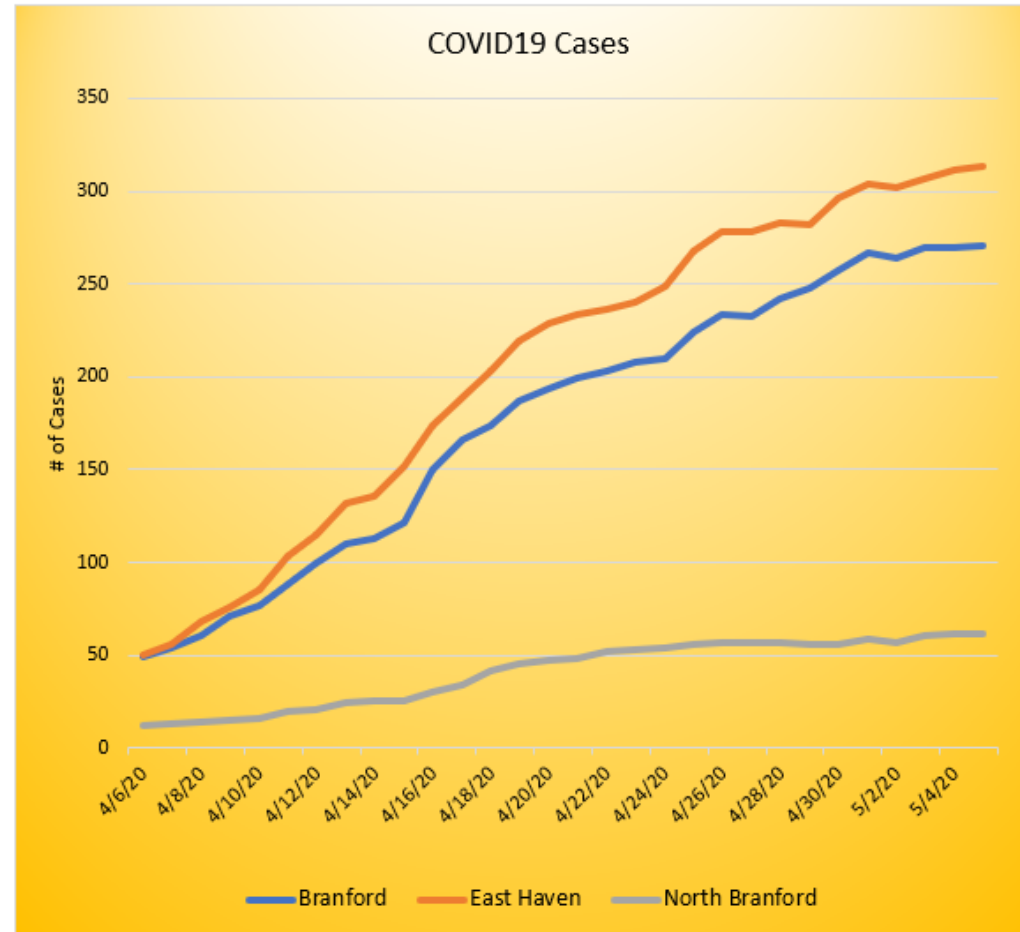
REQUIRED SUPPLEMENTARY INFORMATION

GENERAL FUND
SCHEDULE OF REVENUES AND OTHER FINANCING SOURCES
BUDGET AND ACTUAL
FOR THE YEAR ENDED JUNE 30, 2019

	ORIGINAL BUDGET	ADDITIONAL APPROPRIATIONS AND TRANSFERS	FINAL BUDGET	ACTUAL	VARIANCE WITH FINAL BUDGET
PROPERTY TAXES:					
Real estate.....	\$55,345,184	\$ -	\$55,345,184	\$54,842,961	\$ (502,223)
Motor vehicle and personal property.....	7,471,955	-	7,471,955	6,939,453	(532,502)
Supplemental motor vehicle.....	810,500	-	810,500	777,245	(33,255)
Delinquent taxes.....	785,125	-	785,125	552,551	(232,574)
Suspense collections.....	125,000	-	125,000	78,530	(46,470)
Interest, penalties and liens.....	712,650	-	712,650	520,061	(192,589)
PILOT water authority.....	789,206	-	789,206	789,206	-
PILOT GNHWPCA.....	63,000	-	63,000	63,000	-
Telecommunication property tax.....	53,600	-	53,600	42,669	(10,931)
TOTAL PROPERTY TAXES.....	66,156,220	-	66,156,220	64,605,676	(1,550,544)
INTERGOVERNMENTAL:					
State aid school construction.....	790,636	-	790,636	-	(790,636)
Health and welfare nonpublic school.....	27,895	-	27,895	-	(27,895)
Education cost sharing.....	19,700,244	-	19,700,244	18,403,183	(1,297,061)
PILOT state property.....	240,702	-	240,702	462,357	221,655
PILOT Pequot funds.....	82,006	-	82,006	82,006	-
Elderly circuit breaker.....	340,500	-	340,500	-	(340,500)
Tax relief elderly.....	4,000	-	4,000	3,693	(307)
Veterans' exemption.....	76,500	-	76,500	58,006	(18,494)
Disability reimbursement.....	5,400	-	5,400	4,791	(609)
Off Track Betting (OTB).....	79,200	-	79,200	57,427	(21,773)
State of CT department of children.....	19,250	-	19,250	20,340	1,090
TOTAL INTERGOVERNMENTAL.....	21,366,333	-	21,366,333	19,091,803	(2,274,530)

CHARGES FOR SERVICES:

Data shown is "as reported" on any particular date and may not reflect the actual numbers as data is from multiple sources that report at different times.





Branford cases = 271 Branford Nursing Facility cases = 88
East Haven cases = 313 East Haven Nursing Facility cases = 62
North Branford cases = 62 North Branford Facility cases = 0



Our
East Haven
Community
during
COVID-19





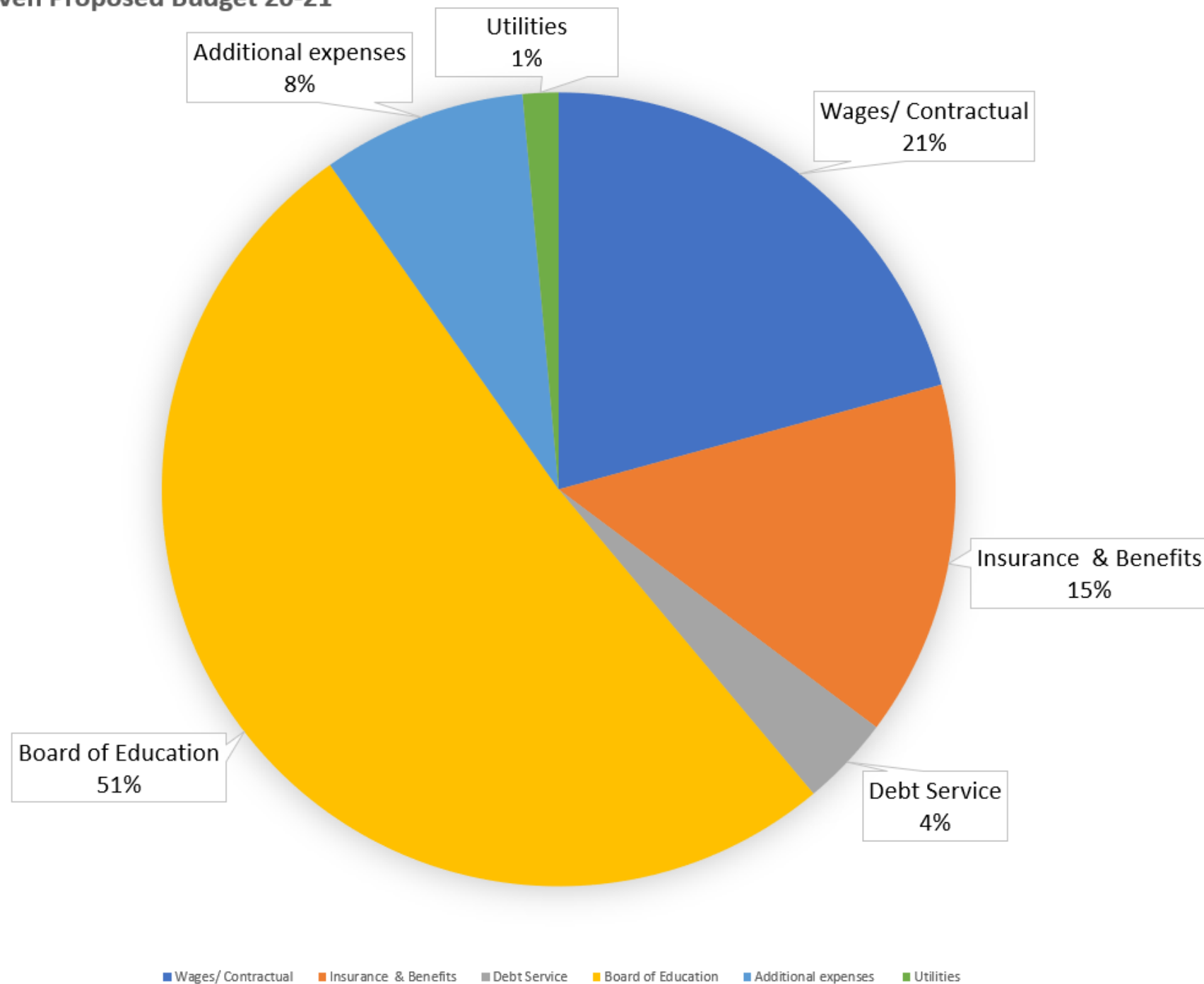
#EHPROUD



Together we march on



Town of East Haven Proposed Budget 20-21





Market Value	Assessment (70% of Market Value)	32.42 Mill Rate	34.28 Proposed Mill Rate	Average Yearly \$ increase	Average Monthly \$ increase
107k - 120k	75k - 84k	\$2,577.39	\$2,725.26	\$147.87	\$12.32
121k - 134k	85k - 94k	\$2,901.59	\$3,068.06	\$166.47	\$13.87
135k - 148k	95k - 104k	\$3,225.79	\$3,410.86	\$185.07	\$15.42
150k - 163k	105k - 114k	\$3,549.99	\$3,753.66	\$203.67	\$16.97
164k - 177k	115k - 124k	\$3,874.19	\$4,096.46	\$222.27	\$18.52
178k - 191k	125k - 134k	\$4,198.39	\$4,439.26	\$240.87	\$20.07
192k - 205k	135k - 144k	\$4,522.59	\$4,782.06	\$259.47	\$21.62
206k - 220k	145k - 154k	\$4,846.79	\$5,124.86	\$278.07	\$23.17
221k - 234k	155k - 164k	\$5,170.99	\$5,467.66	\$296.67	\$24.72
235k - 249k	165k - 174k	\$5,495.19	\$5,810.46	\$315.27	\$26.27
250k - 263k	175k - 184k	\$5,819.39	\$6,153.26	\$333.87	\$27.82
264k - 277k	185k - 194k	\$6,143.59	\$6,496.06	\$352.47	\$29.37
278k - 291k	195k - 204k	\$6,467.79	\$6,838.86	\$371.07	\$30.92
292k - 306k	205k - 214k	\$6,791.99	\$7,181.66	\$389.67	\$32.47
307k - 320k	215k - 224k	\$7,116.19	\$7,524.46	\$408.27	\$34.02
321k - 334k	225k - 234k	\$7,440.39	\$7,867.26	\$426.87	\$35.57
335k - 349k	235k - 244k	\$7,764.59	\$8,210.06	\$445.47	\$37.12
350k - 362k	245k - 254k	\$8,088.79	\$8,552.86	\$464.07	\$38.67
363k - 377k	255k - 264k	\$8,412.99	\$8,895.66	\$482.67	\$40.22
378k - 391k	265k - 274k	\$8,737.19	\$9,238.46	\$501.27	\$41.77
392k - 405k	275k - 284k	\$9,061.39	\$9,581.26	\$519.87	\$43.32
406k - 420k	285k - 294k	\$9,385.59	\$9,924.06	\$538.47	\$44.87
421k - 434k	295k - 304k	\$9,709.79	\$10,266.86	\$557.07	\$46.42
435k - 448k	305k - 314k	\$10,033.99	\$10,609.66	\$575.67	\$47.97
449k - 463k	315k - 324k	\$10,358.19	\$10,952.46	\$594.27	\$49.52
464k - 477k	325k - 334k	\$10,682.39	\$11,295.26	\$612.87	\$51.07
478k - 491k	335k - 344k	\$11,006.59	\$11,638.06	\$631.47	\$52.62
492k - 505k	345k - 354k	\$11,330.79	\$11,980.86	\$650.07	\$54.17
506k - 520k	355k - 364k	\$11,654.99	\$12,323.66	\$668.67	\$55.72
521k - 534k	365k - 374k	\$11,979.19	\$12,666.46	\$687.27	\$57.27
535k - 548k	375k - 384k	\$12,303.39	\$13,009.26	\$705.87	\$58.82
549k - 562k	385k - 394k	\$12,627.59	\$13,352.06	\$724.47	\$60.37
562k - 570k	395k - 399k	\$12,870.74	\$13,609.16	\$738.42	\$61.53
571k - 712k	400k - 499k	\$14,572.79	\$15,408.86	\$836.07	\$69.67
714k - 855k	500k - 599k	\$17,814.79	\$18,836.86	\$1,022.07	\$85.17
857k - 998k	600k - 699k	\$21,056.79	\$22,264.86	\$1,208.07	\$100.67
1M - 1.14M	700k - 799k	\$24,298.79	\$25,692.86	\$1,394.07	\$116.17

Homeowner Expected Monthly Increase

East Haven Town Beach

